





# Navigation






There are 2 types of 3D navigation in our web viewer: orbit and pan. You can switch between the 2 modes by going to Menu → Navigation mode (see screen capture below).






## Orbit mode navigation


Mouse action	Event
 <p>Left click + drag</p>	Rotate
 <p>Right click + drag</p> <p>Also works with CTRL + Left click + drag, or Mouse wheel scroll</p>	Zoom
 <p>Middle click + drag</p> <p>Also works with SHIFT + Left click + drag</p>	Pan
	Bring the clicked point to the center of the screen






Mouse action	Event
 <p>Double click</p>	

Touch action	Event
 <p>One finger drag</p>	Rotate and tilt
 <p>Two finger pinch</p>	Zoom
 <p>Two finger drag, same direction</p>	Pan
 <p>Two finger rotate</p>	Rotate left and right
 <p>Double tap</p>	Bring the tapped point to the center of the screen

### Pan mode navigation

Mouse action	Event
 <p>Left click + drag</p>	Rotate
 <p>Right click + drag</p> <p>Also works with CTRL + Left click + drag, or Mouse wheel scroll</p>	Zoom
 <p>Middle click + drag</p>	Pan

Mouse action	Event
Also works with SHIFT + Left click + drag	
 Double click	Bring the clicked point to the center of the screen

Touch action	Event
 One finger drag	Rotate and tilt
 Two finger pinch	Zoom
 Two finger drag, same direction	Pan
 Two finger rotate	Rotate left and right
 Double tap	Bring the tapped point to the center of the screen

Parent topic: [The ContextCapture Web Viewer Interface](#)